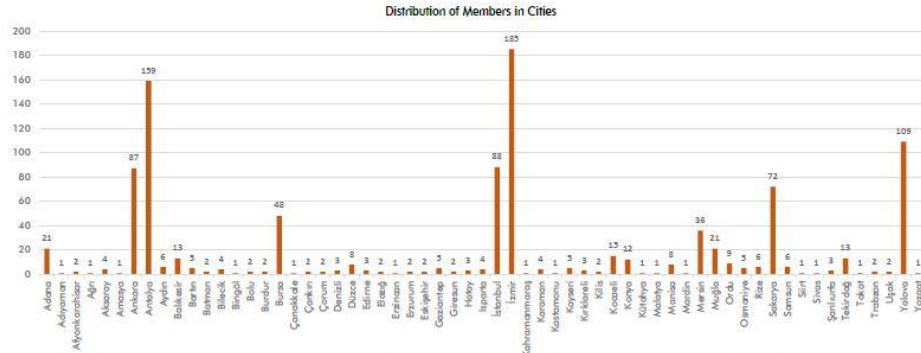
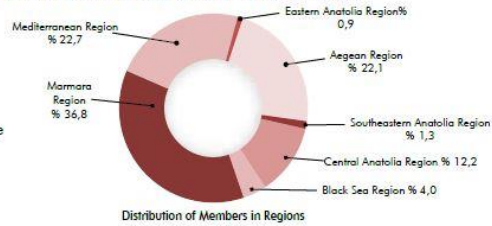


Distribution of Members by Cities and Regions in Turkey



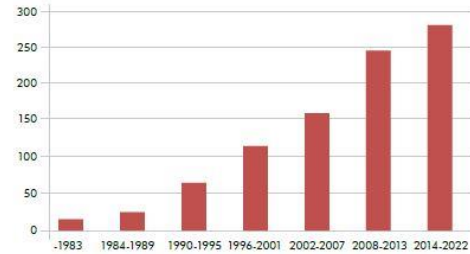
In the distribution of members per cities, a significant majority is located in Ankara, Antalya, İstanbul, İzmir, Sakarya and Yalova.

Considering the regional distribution of SÜSBİR members; while it is seen that 36,8% of the Union members are concentrated in the Marmara Region, the low rate of Union membership below 1% in the Eastern Anatolia Region draws attention.



Distribution of SÜSBİR Members by Establishment Dates and Production Groups

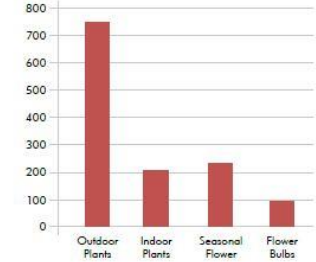
Distribution of Members According to Dates of Foundation



When the members are evaluated in terms of foundation dates, a remarkable increase is observed in the number of companies joining the sector during the last 25 years.

The further road map of the youngest and developing sector of Turkey will be shaped by National Strategy Project.

Distribution of Members According to Production Groups



While 764 of our members produce outdoor ornamental plants, they are followed by 206 companies producing seasonal flowers and 241 companies producing indoor ornamental plants.

The number of members producing flower bulbs is 97..

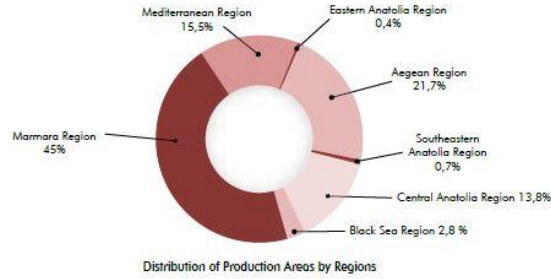
Production Areas and Regional Distribution in Turkey

In the distribution of production areas per product groups according to 2022's data:
 "Outdoor Plants" take the first place with a rate of 70%, "Cut Flowers" take the second place with 26%,
 "Indoor Plants" take the third place with 3% and "Flower Bulbs" take the last place with 1%.

Production Areas (da)

Scope	2013	2014	2015	2016	2017	2018	2019	2020	2021	2022
Cut Flowers	11.047	11.374	11.826	11.949	11.748	11.920	12.374	12.183	12.652	14.665
Indoor Plants	1.105	1.081	1.465	1.312	1.650	2.081	1.992	1.706	1.794	1.839
Outdoor Plants	32.421	35.996	32.293	34.721	36.263	37.306	37.699	39.739	40.339	39.855
Flower Bulbs	553	568	613	597	426	493	412	499	507	506
TOTAL	45.127	49.019	46.197	48.580	50.089	51.800	52.477	54.127	55.292	56.865

According to the records, the Marmara Region, where approximately the 36,8% of SÜSBİR members are located, holds the 45% of the entire domestic production.
 According to the declarations of the members, the area available for production is around the 57% of what was identified by the Ministry of Agriculture and Forestry.



Foreign Trade Figures by Product Groups in Turkey

Ornamental Foreign Trade Values (x1000\$)

HS Code	Product Groups	2017		2018		2019		2020		2021		2022	
		Export	Import	Export	Import	Export	Import	Export	Import	Export	Import	Export	Import
601	Flower Bulbs	1.293	6.846	1.744	5.477	1.371	2.701	1.385	2.523	1.866	4.066	1.621	3.619
602	Live Plants	24.619	66.500	24.957	45.720	31.145	30.981	32.788	29.378	49.935	35.394	50.636	32.320
603	Cut Flowers	28.851	3.529	34.155	3.261	35.859	3.959	36.780	2.861	59.447	3.294	49.498	4.040
604	Plant Leaf Branches etc.	7.221	713	7.820	969	8.203	666	9.781	505	14.578	998	13.112	771
120	Flower Seeds	2.697	6.694	2.562	5.514	3.828	4.729	2.443	4.909	4.346	5.816	4.258	5.977
TOTAL		64.682	84.282	71.239	60.941	80.406	43.036	83.177	40.177	130.172	49.570	119.125	46.728

